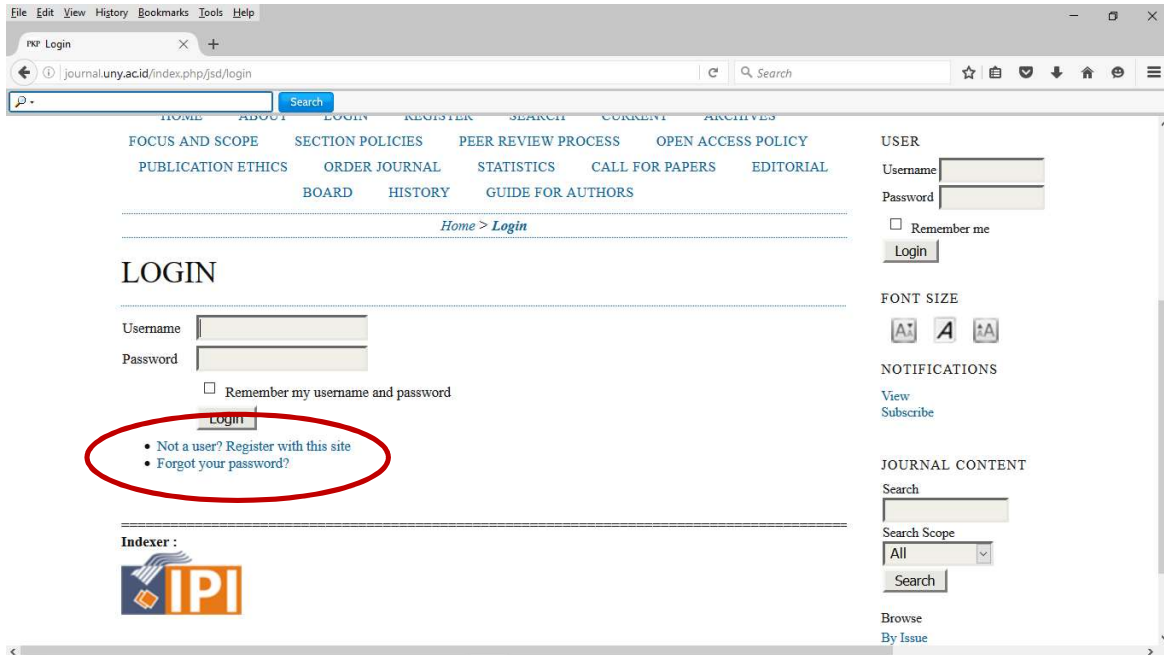


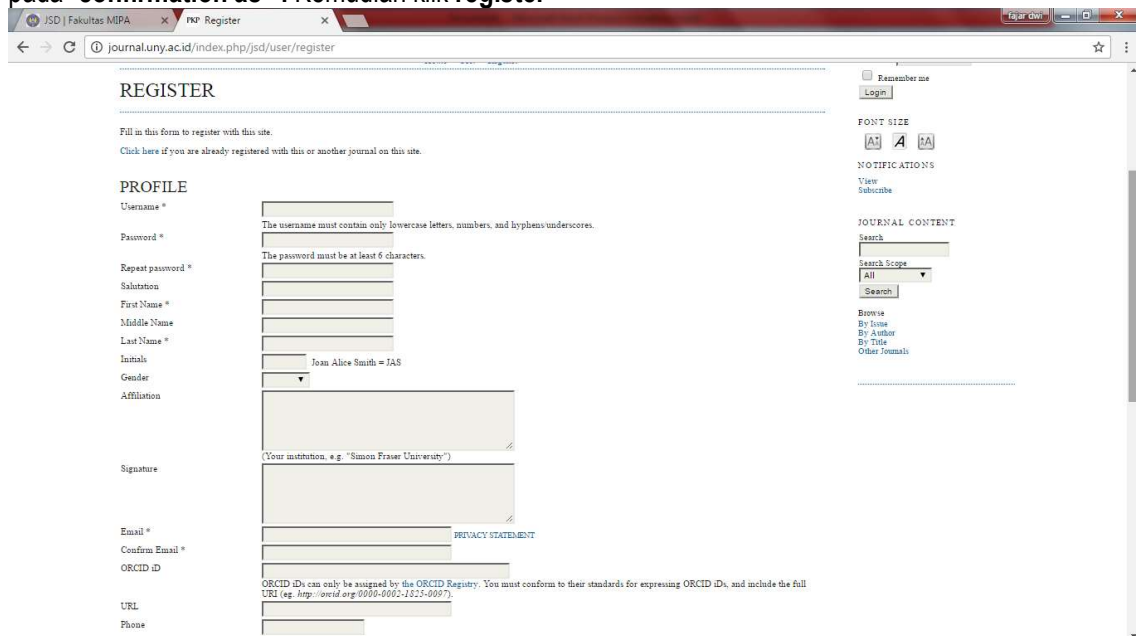
# Petunjuk Upload Jurnal JSD/JPMS

1. Masuk ke halaman jurnal <http://journal.uny.ac.id/index.php/jsd> atau di <http://journal.uny.ac.id/index.php/jpms>
2. Jika belum mempunyai account, klik register

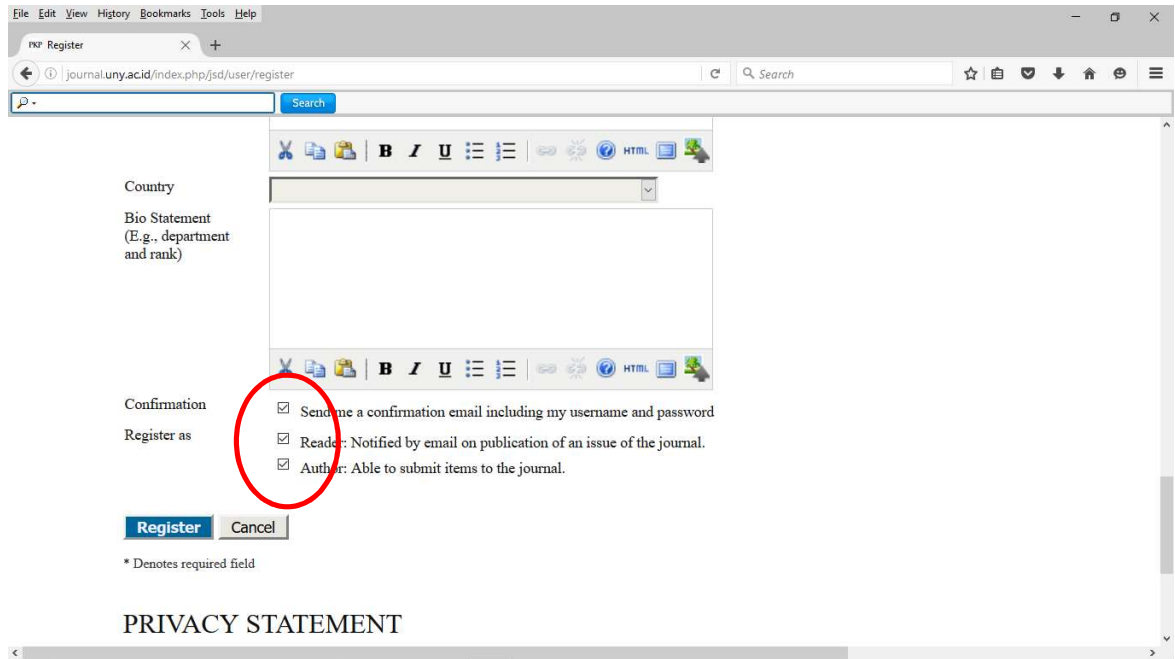


The screenshot shows the login page of the journal website. The browser address bar displays "journal.uny.ac.id/index.php/jsd/login". The page features a navigation menu at the top with links such as "HOME", "ABOUT", "LOGIN", "REGISTER", "SEARCH", "CURRENT", and "ARCHIVES". Below the navigation menu, there are several categories of links including "FOCUS AND SCOPE", "SECTION POLICIES", "PEER REVIEW PROCESS", "OPEN ACCESS POLICY", "PUBLICATION ETHICS", "ORDER JOURNAL", "STATISTICS", "CALL FOR PAPERS", "EDITORIAL", "BOARD", "HISTORY", and "GUIDE FOR AUTHORS". A "Home > Login" breadcrumb is visible. The main heading is "LOGIN". There are input fields for "Username" and "Password", a "Remember my username and password" checkbox, and a "Login" button. A red circle highlights a link that says "Not a user? Register with this site" and "Forgot your password?". On the right side, there are sections for "USER" (with fields for Username and Password), "FONT SIZE" (with buttons for A-, A, and A+), "NOTIFICATIONS" (with "View" and "Subscribe" links), and "JOURNAL CONTENT" (with a search bar and "Search" button). At the bottom left, there is an "Indexer:" section with the IPI logo.

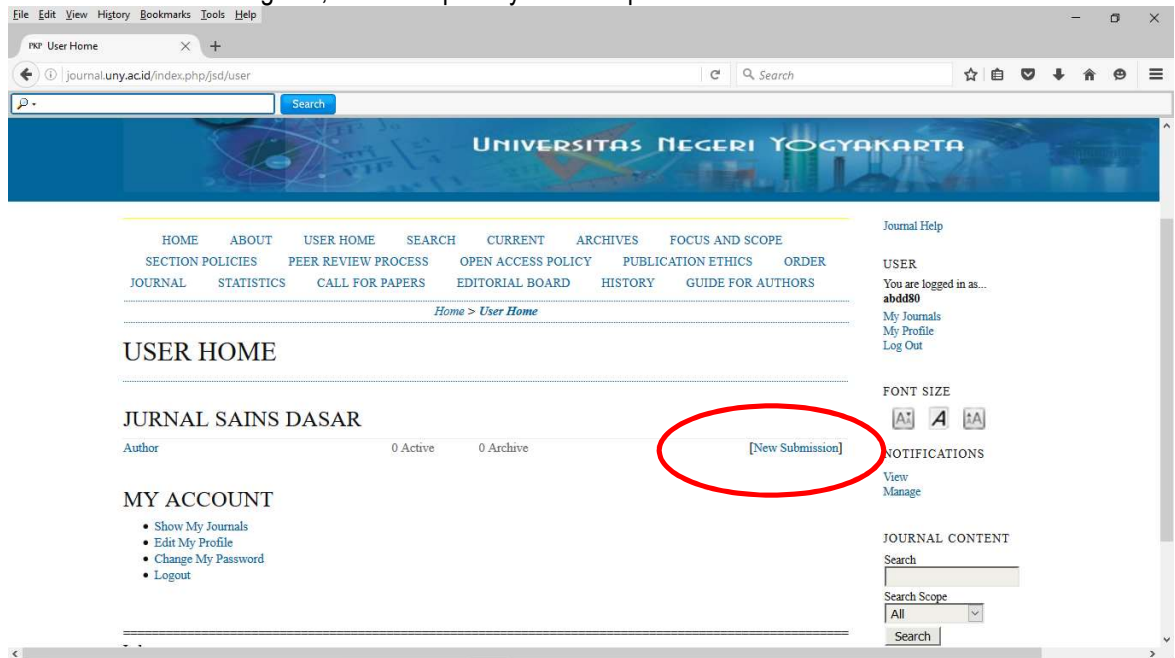
3. Lengkapi data, terutama yang bertanda bintang (\*). Jika semua data sudah diisi, centang semua pada "confirmation as". Kemudian klik register



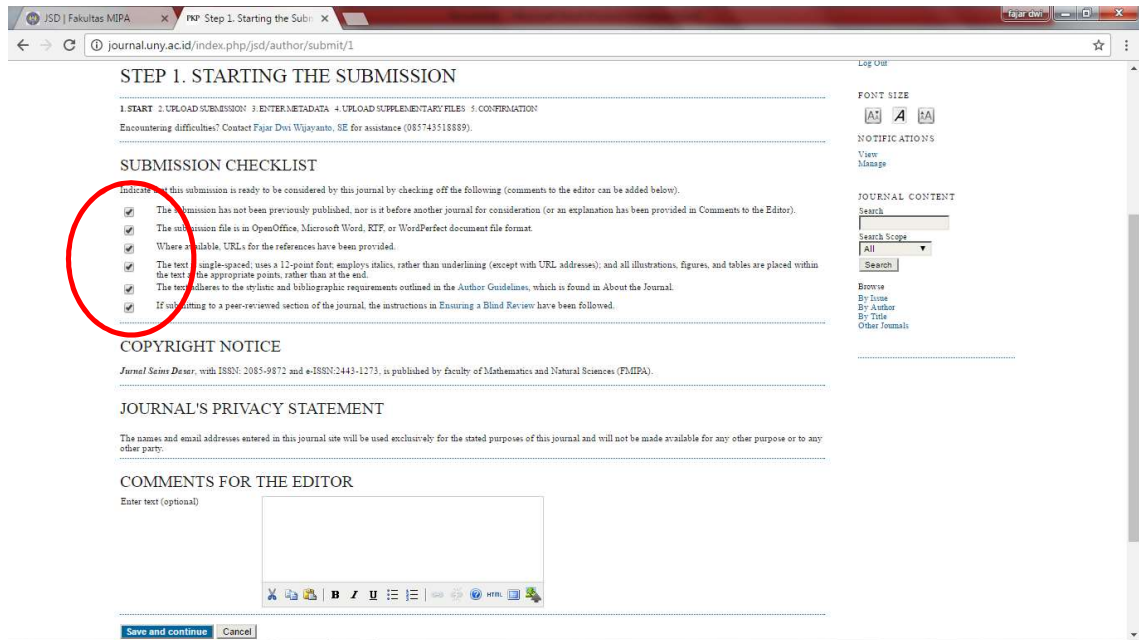
The screenshot shows the registration page of the journal website. The browser address bar displays "journal.uny.ac.id/index.php/jsd/user/register". The page heading is "REGISTER". Below the heading, there is a note: "Fill in this form to register with this site. Click here if you are already registered with this or another journal on this site." The form is divided into a "PROFILE" section and a "CONFIRMATION AS" section. The "PROFILE" section includes fields for "Username \*" (with a note: "The username must contain only lowercase letters, numbers, and hyphens/underscores."), "Password \*" (with a note: "The password must be at least 6 characters."), "Repeat password \*", "Salutation", "First Name \*", "Middle Name", "Last Name \*", "Initials" (with a note: "Jean Alice Smith = JAS"), "Gender", and "Affiliation". The "CONFIRMATION AS" section includes a "Signature" field (with a note: "(Your institution, e.g. \*Simon Fraser University\*)"), "Email \*", "Confirm Email \*", "ORCID ID" (with a note: "ORCID IDs can only be assigned by the ORCID Registry. You must conform to their standards for expressing ORCID IDs, and include the full URI (eg. http://orcid.org/0000-0001-1111-1111)"), "URL", "Phone", and "Fax". On the right side, there are sections for "USER" (with a "Remember me" checkbox and a "Login" button), "FONT SIZE" (with buttons for A-, A, and A+), "NOTIFICATIONS" (with "View" and "Subscribe" links), and "JOURNAL CONTENT" (with a search bar and "Search" button).



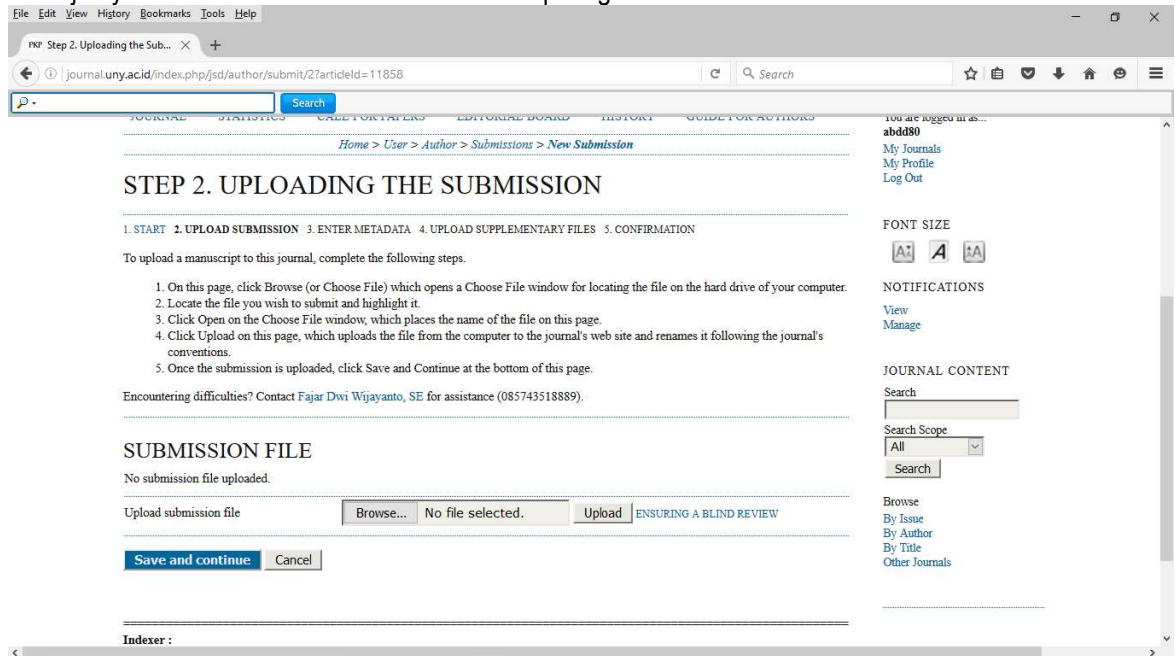
4. Ketika anda berhasil register, maka tampilannya akan seperti ini :



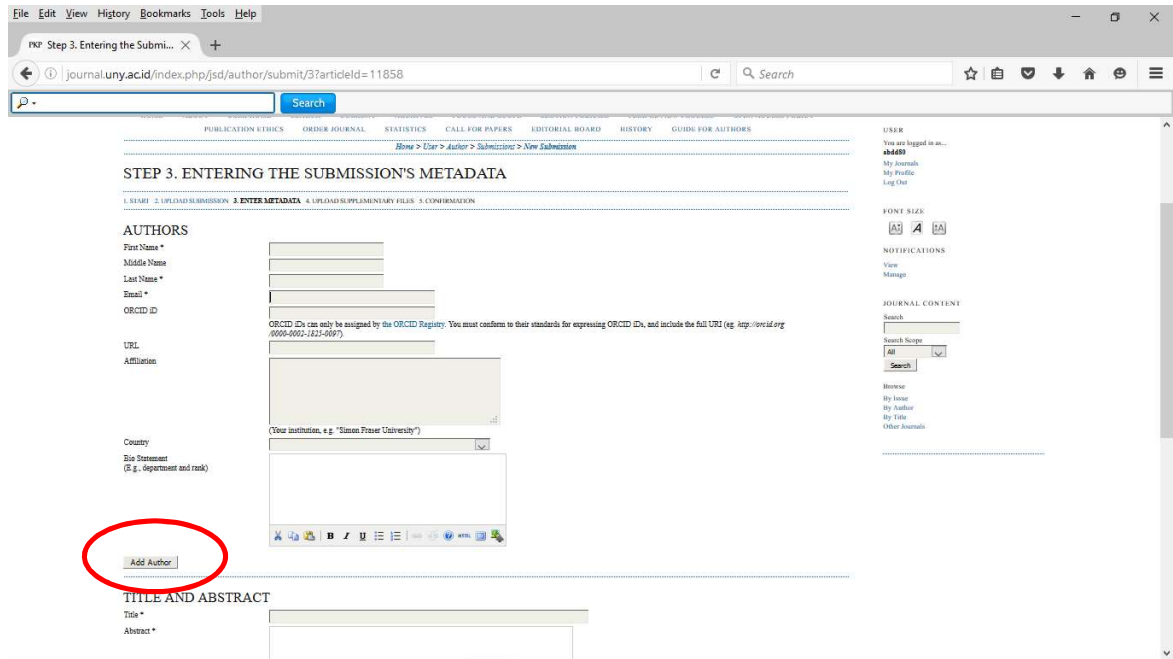
5. Selanjutnya klik New Submission.
6. Centang semua pada Submission Checklist



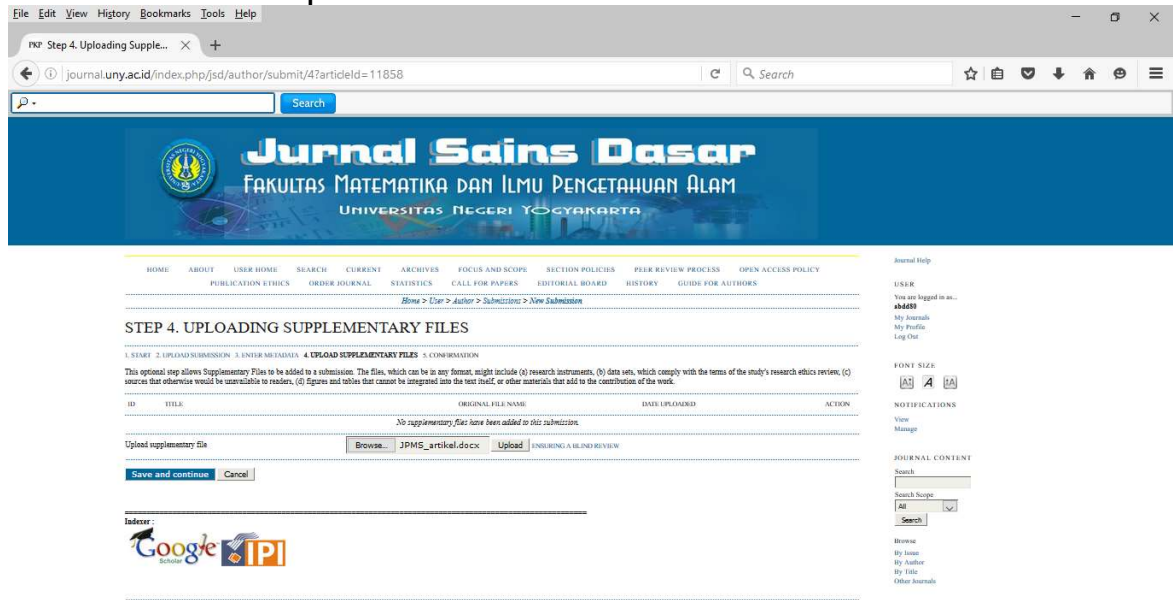
7. Selanjutnya **save and continue**. Akan terlihat seperti gambar dibawah ini:



8. Pada menu Submission file klik browse untuk upload jurnal. Selanjutnya klik **Save and Continue** maka akan tampil seperti dibawah ini :



9. Yang bertanda bintang, wajib diisi
10. Jika penulis artikel lebih dari satu maka klik add author
11. Kemudian klik **save and continue**
12. Maka akan muncul tampilan berikut :



13. Jika ada gambar/data pendukung yang perlu ditambahkan maka klik pada browse pada uploading supplementary files, kemudian klik Save and continue, maka akan muncul tampilan sbb :

JSD | Fakultas MIPA x FKP Step 5, Confirming the s x Fajar Gw

journal.uny.ac.id/index.php/jsd/author/submit/5?articleId=11859



# Jurnal Sains Dasar

FAKULTAS MATEMATIKA DAN ILMU PENGETAHUAN ALAM  
UNIVERSITAS NEGERI YOGYAKARTA

HOME ABOUT USER HOME SEARCH CURRENT ARCHIVES FOCUS AND SCOPE SECTION POLICIES PEER REVIEW  
PROCESS OPEN ACCESS POLICY PUBLICATION ETHICS ORDER JOURNAL STATISTICS CALL FOR PAPERS EDITORIAL BOARD  
HISTORY GUIDE FOR AUTHORS

Home > User > Author > Submissions > New Submission

## STEP 5. CONFIRMING THE SUBMISSION

1. START 2. UPLOAD SUBMISSION 3. ENTER METADATA 4. UPLOAD SUPPLEMENTARY FILES 5. CONFIRMATION

To submit your manuscript to Jurnal Sains Dasar click Finish Submission. The submission's principal contact will receive an acknowledgement by email and will be able to view the submission's progress through the editorial process by logging in to the journal web site. Thank you for your interest in publishing with Jurnal Sains Dasar.

### FILE SUMMARY

ID	ORIGINAL FILE NAME	TYPE	FILE SIZE	DATE UPLOADED
28871	DIAGRAMBARU.XLSX	Submission File	96KB	12-01

Finish Submission Cancel

Indexer:  



Journal Help  
 USER  
 You are logged in as...  
 aku1  
 My Journals  
 My Profile  
 Log Out

FONT SIZE  


NOTIFICATIONS  
 View  
 Message

JOURNAL CONTENT  
 Search  
  
 Search Scope  
 All

Browse  
 By Issue  
 By Author  
 By Title  
 Other Journals

14. Klik Finish Submission
15. Selesai